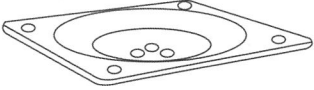

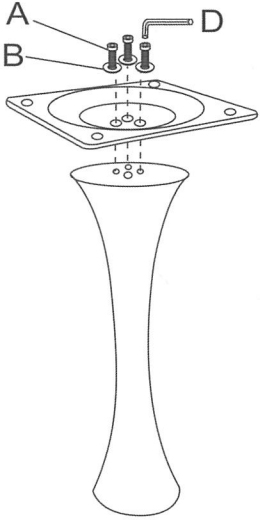
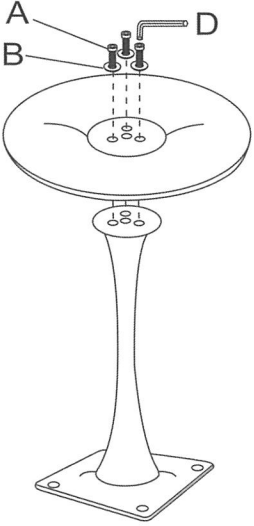
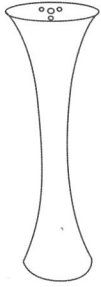
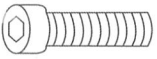
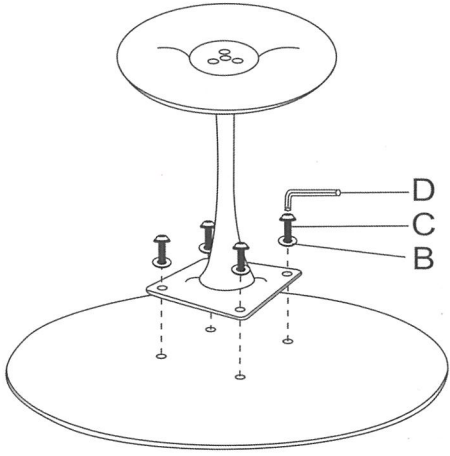

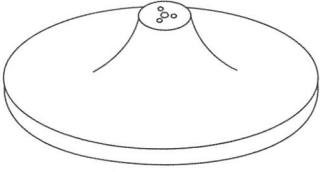
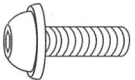

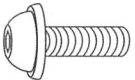
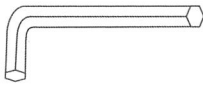


# Table Schickeria MDF Top & Steel Base

Tips: A clean rug or canvas drop cloth or carton should cover your work area before assembly, to avoid table top being scratched or nicked. The extra screws are spare parts.

**KARE**  
DESIGN

<p>Square Plate x 1</p> 	<p>Table Top x 1</p> 			<p>①</p> 	<p>②</p> 
<p>Table Leg x 1</p> 	<p>A</p>		<p>6</p>	<p>③</p> 	<p>④</p> 
<p>Table Base x 1</p> 	<p>C</p>		<p>4</p>	<p>D</p>	<p>1</p>
<p>D</p>	<p>B</p>		<p>10</p>	<p>B</p>	<p>10</p>
<p>D</p>	<p>C</p>		<p>4</p>	<p>C</p>	<p>4</p>
<p>D</p>	<p>D</p>		<p>1</p>	<p>D</p>	<p>1</p>