



56506 MUSHROOM LAMP SMALL

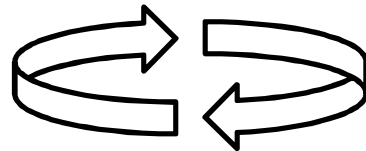


A (BASE)
(1PC)



B (SHADE)
(1PC)

STEP-1 COLLECT ALL THE PARTS



BASE (A)



NOW PUT (B) ON (A) & ROTATE
CLOCK WISE

SHADE IS MANUALLY STRAIGHTENED ONCE
PLACED ON THE LAMP BASE